



Easter Challenge

I am missing you all and hope to see you soon. Here from me are just a few suggestions, to keep yourselves busy.

Love, Rabbit.

Grow your own cress egg head!

Required: Egg Shell, Cotton Wool, Cress Seeds. Optionally, Mustard Seeds

Save your egg shells from your boiled Easter feast.

Use sharpies or, any felt tip pens to decorate the shell as a face. The Cress will become the hair.

Put some damp cotton wool gently into the shell and sprinkle the mustard & cress over.

Sit egg on a cut down toilet roll. Draw and decorated the Egg to look like a person or, animal face, without any Hair.

Place somewhere sunny and leave to grow.


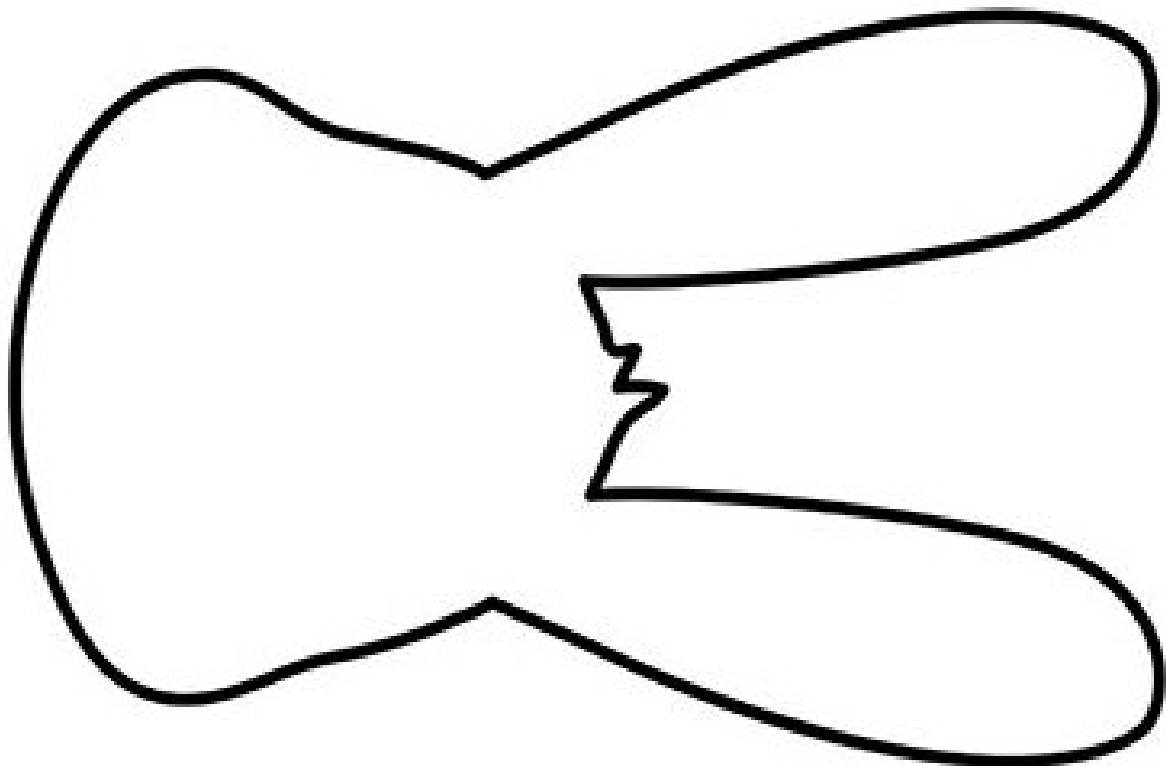
When grown, send the group a Photo!

Then, enjoy your Cress and Egg Sandwich.

: -)

Make one of these Craft Bunny's

Print out these templates. Colour or, decorate and send the group a Photo!



Marble Boiled Eggs

Want to make hard boiled eggs for Easter that will really wow your **children**.




How to Make Hard Boiled Eggs that Look Like Marble

1. Choose the number of eggs you want to decorate and hard boil. Simply, place a pan on the hob and price some Water to the boil. Place eggs in the water and boil for 8 mins to ensure are hard boiled. This duration should ensure that they are hard and not runny. Allow to cool.
2. Next, you want to put cracks in each of the eggs. To do this, gently but firmly roll the egg on a hard flat surface until, the shell begins to crack. If you are not getting the results you want by rolling them, take a Spoon and lightly tap the outer shell until you have the cracks where you want them.
3. Place the eggs in the food colouring of your choice and let them sit for 10 minutes. Longer if you want a really vibrant colour.
4. Peel the eggs, and you should see a glossy, marble look on your eggs.

Send the group a Photo before you scoff the lot!

Why not colour or, decorate this Easter Egg the way you want and show the group a photo!



Easter Wordsearch



Easter



Directions: The words are hidden vertically and horizontally.

C	S	P	P	E	E	P	S	G	H	U	N	T
H	R	S	E	A	R	C	H	I	C	O	P	Y
O	A	U	R	P	O	B	S	P	A	R	A	D
C	B	N	C	A	N	D	Y	I	N	K	Y	A
O	U	D	E	C	O	R	A	T	E	D	I	F
L	N	A	P	H	U	N	B	W	S	U	N	F
A	F	Y	A	I	S	E	A	S	T	E	R	O
T	U	I	R	C	P	A	S	E	F	G	E	D
E	N	E	G	K	T	U	K	Y	I	G	G	I
O	S	P	R	I	N	G	E	G	N	S	M	L
B	U	N	N	Y	X	K	T	Z	D	B	A	



Word Box:

Easter	Sunday	search
Spring	parade	hunt
chocolate	bunny	find
decorated	rabbit	candy
daffodil	chick	eggs
basket	peeps	fun



©WindupTeacher

